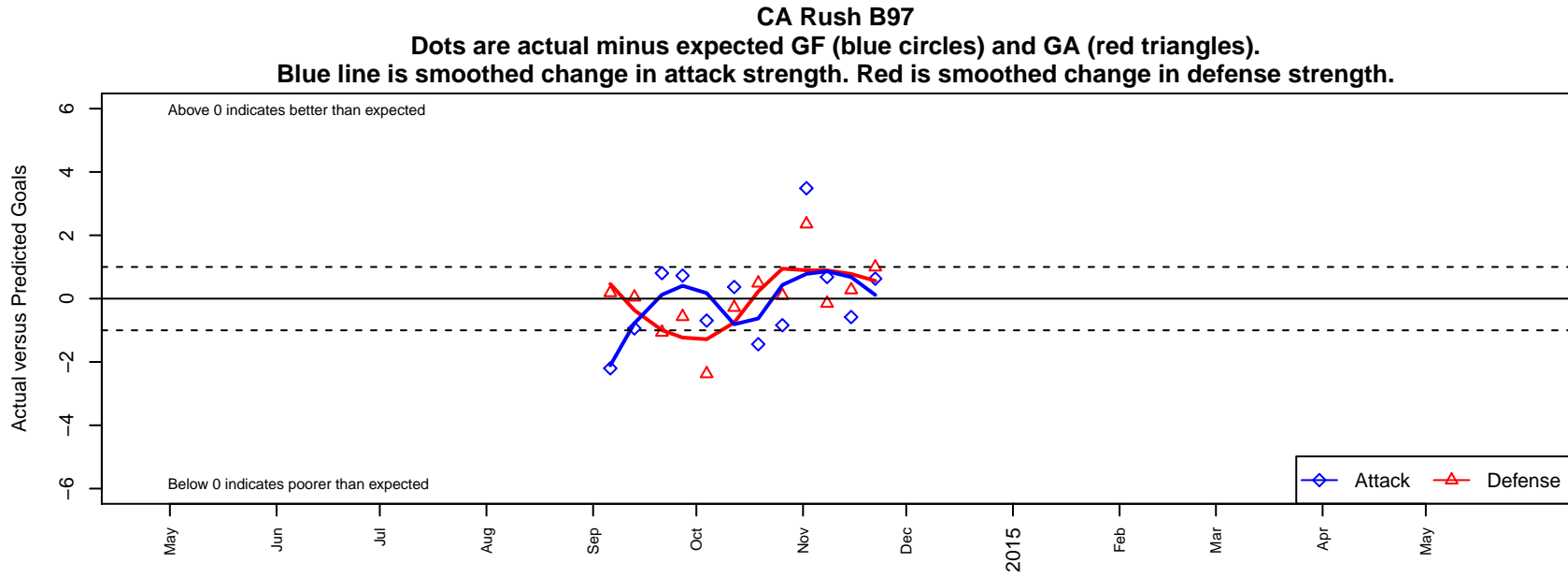


CA Rush B97

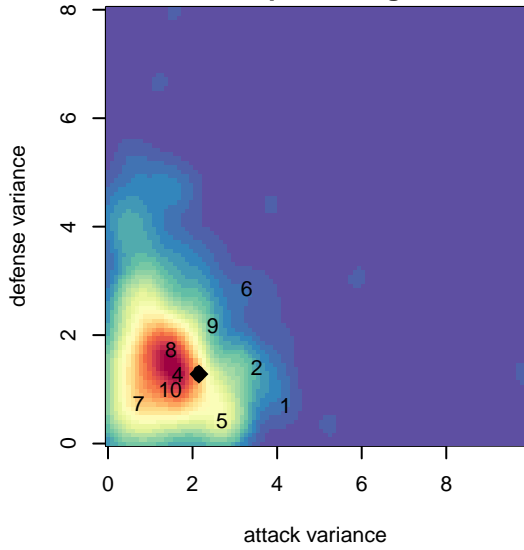
, CAS
B97 total strength=2178
attack=158.76 defense=88.4
fall league = SCDL FI1 U17

alt names used:
California Rush 97/98

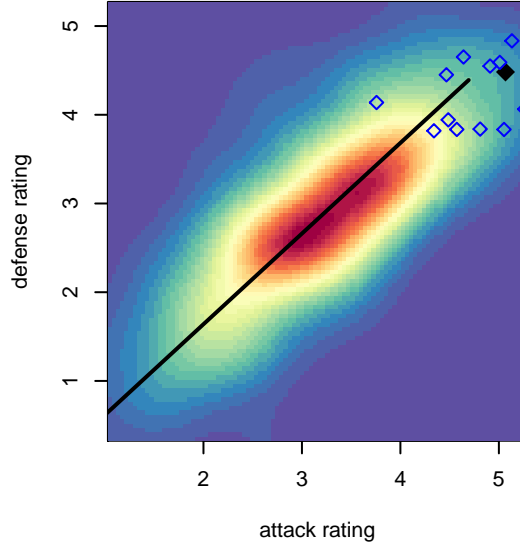
Venues played:
2014 SCDL FI1 U17



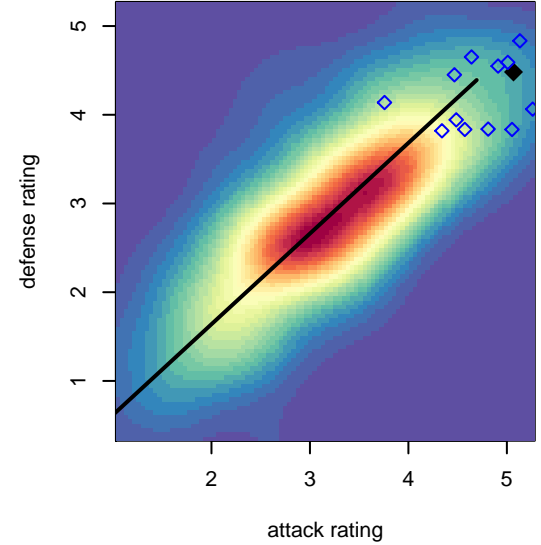
attack and defense variance (black dot)
relative to other teams
and top 10 in region



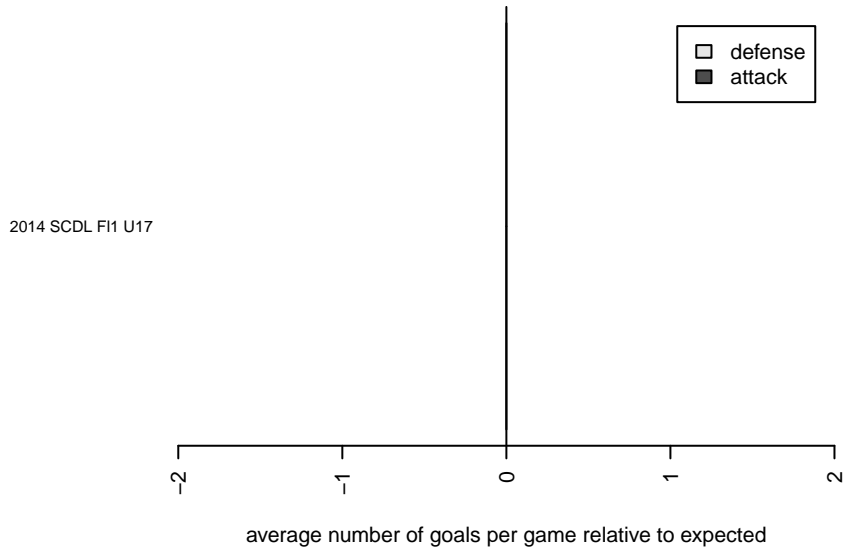
attack and defense rating
relative to others at age
and all opponents in last 13 months



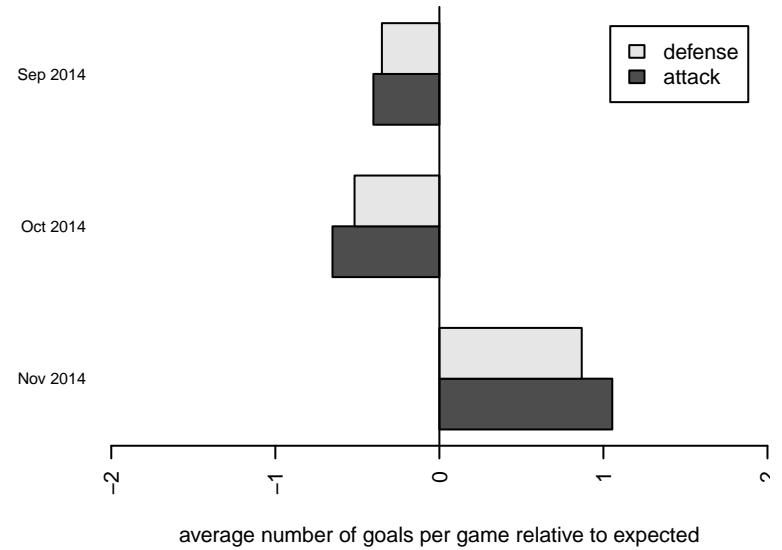
attack and defense rating
relative to others at age
and all opponents in last 13 months



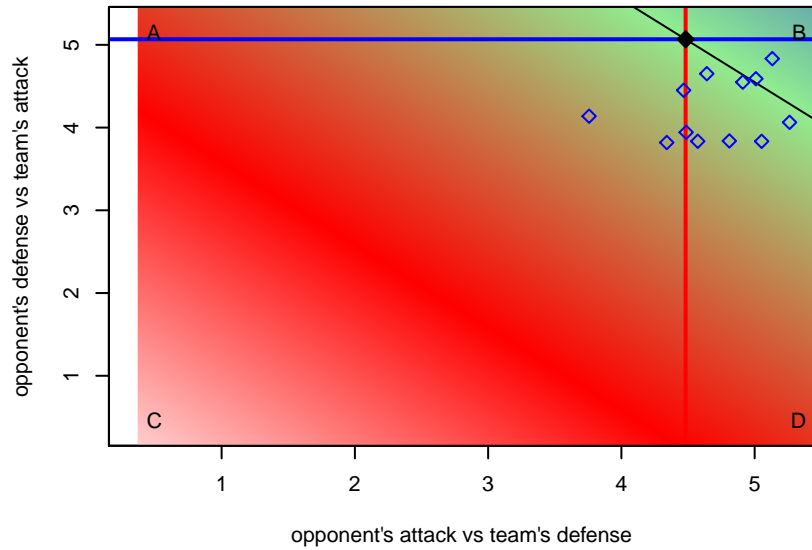
Performance relative to 13 month average



Performance relative to 13 month average



Distribution of opponents
 Red = Lose zone, Blue = Win zone, Green = Even
 Black line separates win/lose zones



lot. A=Neither has attack advantage, B=Opponent has both attack and defense advantage, C=Opponent has both attack and defense disadvantage, D=Both have

date	home		away		venue	pred.home	pred.away
2014-11-22	Real So Cal White B97	0	CA Rush B97	4	2014 SCDL F11 U17	0.99	3.37
2014-11-15	CA Rush B97	1	Beach FC Pena B97	1	2014 SCDL F11 U17	1.58	1.27
2014-11-08	Beach FC Black B97	2	CA Rush B97	4	2014 SCDL F11 U17	1.85	3.32
2014-11-02	FC Golden State Platinum B97	0	CA Rush B97	6	2014 SCDL F11 U17	2.35	2.51
2014-10-26	CA Rush B97	1	FC Los Angeles Black B97	1	2014 SCDL F11 U17	1.84	1.10
2014-10-19	LA Galaxy South Bay Gold B97	0	CA Rush B97	1	2014 SCDL F11 U17	0.49	2.44
2014-10-12	RSF Attack Academy B97	2	CA Rush B97	2	2014 SCDL F11 U17	1.72	1.63
2014-10-04	CA Rush B97	1	Santa Clarita Valley SC B97	4	2014 SCDL F11 U17	1.69	1.63
2014-09-27	Strikers FC North B97	2	CA Rush B97	4	2014 SCDL F11 U17	1.43	3.27
2014-09-21	CA Rush B97	2	West Coast FC B97	3	2014 SCDL F11 U17	1.20	1.93
2014-09-13	CA Rush B97	2	Pateadores CM B97	1	2014 SCDL F11 U17	2.94	1.05
2014-09-06	CA Rush B97	1	LA Galaxy Bakersfield B97	1	2014 SCDL F11 U17	3.20	1.19